


Busbar Joint Covers



Contents

Descriptive Use Description 1

Technical Compliance to Standards Insulation Flammability/Fire Hazard Material Details 2

Installation 3-4

Dimensions 5

Descriptive

KENTAN BUSBAR JOINT COVERS solve the problem of insulating the connections in insulated busbar systems.

Busbar connections are most commonly insulated (when specified) by: Insulation Tape.

Tape is not allowed for this purpose according to clause 7.4.2.1 of AS/NZS 3439.1: 2002. In addition to this, tape is often not replaced after maintenance of the connection. Appearance is untidy.

Heat Shrink Sleeving (Held in place by cable ties etc)

Often not replaced after maintenance of the connection. Very untidy appearance.

Liquid Formulations (Paints, varnishes etc.)

These are not allowed by the standard. Inspection and maintenance of the connection is discouraged, especially if the material is difficult to remove.

Epoxy Moulding.

Acceptable, but prevents access to the connection.

The KENTAN BUSBAR JOINT COVERS:

- Are specifically designed for purpose.
- The two halves of the cover are held together by screws to give access to the joint and easy replacement for inspection and maintenance
- When used with the KENTAN BUSBAR SLEEVING (refer to Publication BI2010) a completely insulated busbar system, without additional forms of separation is achievable.
- May be used with other types of busbar insulation such as heat shrink sleeving.
- Fully complies

Description

JOINT COVERS are available in several sizes, each with 2 depths. The covers are made from pliable injection moulded PVC compound, not less than 1.6mm thick. The two halves making up one cover are held together by screws supplied and chosen by the switchboard builder. Holes are moulded into the external flange for this purpose. Busbar entries are made by cutting the covers to suit.

Technical

Compliance to Standards

The covers comply with the following clauses of AS/NZS 3439.1 : 2002

7.4.2.1 Protection by insulation of live parts

- Live parts shall be completely covered with insulation which can only be removed by destruction or by use of a tool.
- Flame retarded PVC, 1.6mm thick

Used with the BUSBAR SLEEVING, the insulation system can be classified as a busbar enclosure (separation of busbars from functional units) as per clause 7.7.2.2

Insulation

Clause 8.2.2.2 Testing of enclosures made of insulating material.

Test Voltage $3500V \times 1.5 = 5250V$ AC

Rated Insulation Voltage 1500V

Flammability / Fire Hazard

The sleeving has been tested to AS/NZS 606952.11 : 2001 and complies to Glow-wire flammability rating of 960°C

Material Details

Product name PVC Compound (lead free)

Grade F188C02

Standards Complies with AS/NZS 3802 : 2000 for V90HT
Insulation and SV90 Sheathing.

Flammability Self extinguishing

Installation



Select the size of cover to suit the connection



Mark the areas to be cut.
(A white ink marker is recommended)



Cut using a knife.
(Placing the cover over a piece of wood makes handling easier)



Place over the busbar connection. (For single bars only cutting one half of the cover is necessary.)



Fix halves together using M6 hardware.
(M6 x 16 nylon bolts and nuts recommended.)

Installation

Typical rear sections of switchboards showing busbars insulated by rigid sleeving and busbar joint covers.

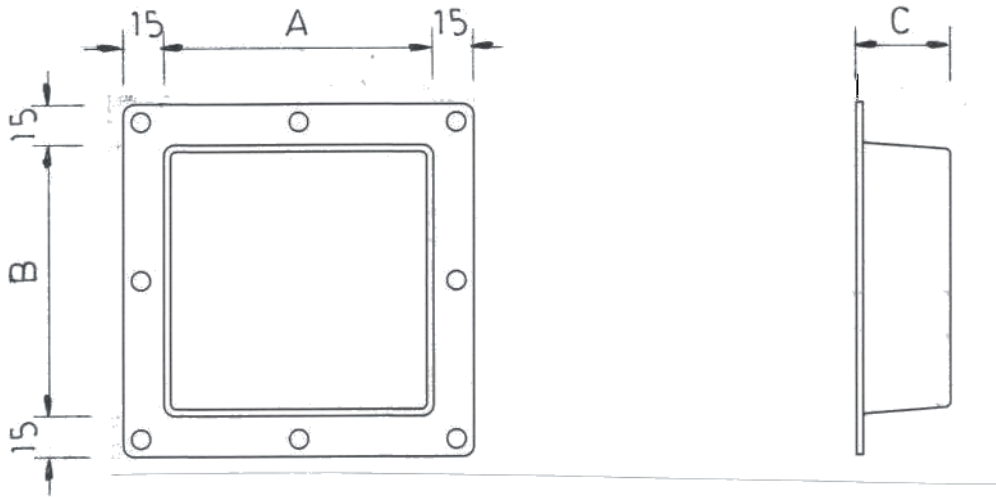


Picture by kind permission
NILSEN ELECTRIC (WA)

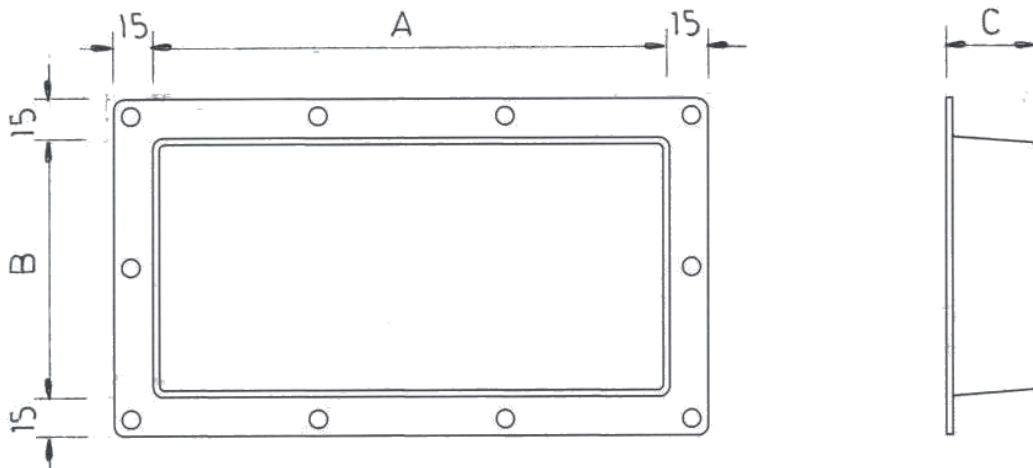


Picture by kind permission SRS
COMCELL SWITCHBOARDS

Installation



A	B	C
90	90	25
		45
135	135	30
		50
170	170	30
		50



A	B	C
200	100	30
		50

KENTAN ENGINEERING

A.B.N. 21 009 217 654

Unit 3, 8 Carole Road
MADDINGTON Western Australia 6109

P.O. Box 284
MADDINGTON Western Australia 6989

International Telephone: 61 8 9493 5255

National Telephone: (08) 9493 5255

Facsimile: (08) 9493 5242

Email: sales@kentan.com.au

Internet: www.kentan.com.au



Kentan Engineering is a Quality Assured Company